


# How to use your Weight Scale?

To charge your device, match one end of your charger into the device port, and the other end into the wall charger. Plug the wall charger into the wall. 3-4 hours is sufficient time to charge your device.



Press the button on the back of the weight scale for 10 seconds to turn the device on.


1

Put the scale on a hard, flat surface (avoiding carpets or any soft surface).



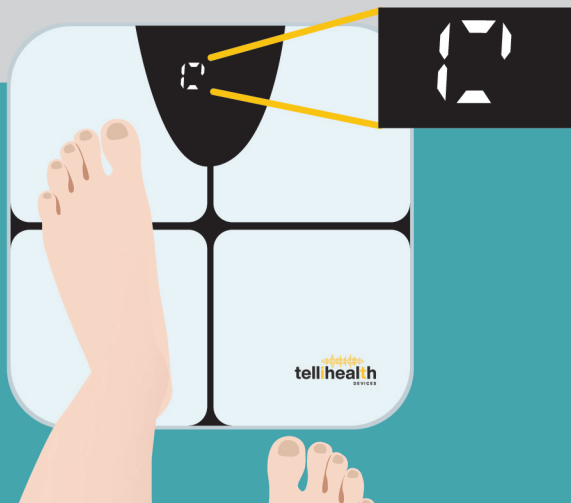
2

Stand on the scale with your feet evenly spaced and hold still. It will turn on automatically. Your weight will display on the screen after three seconds, as pictured below.



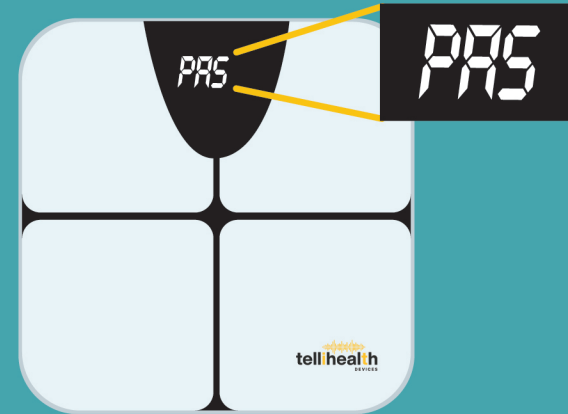
3

Step off the scale. It will display a circling line



4

Wait until it displays "PAS".



5